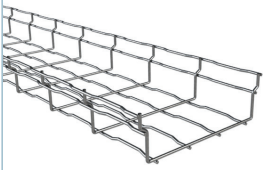




EBFR H65



L = 3 m (10 ft)

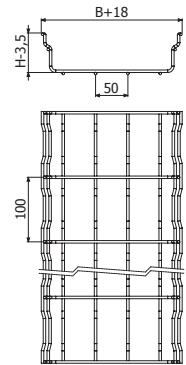


basorfil Energy[®] E-BFR

	B		H		EZ		GC		i	i
	mm	inch	mm	inch	REF.	kg/m	REF.	kg/m		
EBFR 100x65	100	4"	65	2"	2/7305	0,77	2/7326	0,83	3	4
EBFR 150x65	150	6"	65	2"	2/7306	0,82	2/7327	0,89		
EBFR 200x65	200	8"	65	2"	2/7307	1,06	2/7328	1,15		
EBFR 300x65	300	12"	65	2"	2/7308	1,57	2/7329	1,69		
EBFR 400x65	400	16"	65	2"	2/7309	1,90	2/7330	2,05		
EBFR 500x65	500	20"	65	2"	2/7310	2,46	2/7331	2,65		
EBFR 600x65	600	24"	65	2"	2/7311	2,83	2/7332	3,05		

B ≤ 200 2x CGBF (2/4364-EZ / 2/4360-GC)

B ≥ 300 3x CGBF (2/4364-EZ / 2/4360-GC)



EBFR H105



L = 3 m (10 ft)

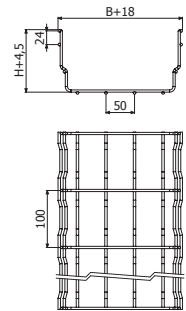


basorfil Energy[®] E-BFR


	B		H		EZ		GC		i	i
	mm	inch	mm	inch	REF.	kg/m	REF.	kg/m		
EBFR 200x105	200	8"	105	4"	2/7312	1,57	2/7333	1,69	3	4
EBFR 300x105	300	12"	105	4"	2/7313	1,90	2/7334	2,05		
EBFR 400x105	400	16"	105	4"	2/7314	2,46	2/7335	2,65		
EBFR 500x105	500	20"	105	4"	2/7315	2,83	2/7336	3,05		
EBFR 600x105	600	24"	105	4"	2/7316	3,20	2/7337	3,45		

B ≤ 200 2x URBF (2/6217-EZ / 2/6219-GC)

B ≥ 300 2x URBF (2/6217-EZ / 2/6219-GC) + 1x CGBF (2/4364-EZ - 2/4360-GC)



TEBFR



L = 3 m (10 ft)



	B		GS		GC		i	i
	mm	inch	REF.	kg/m	REF.	kg/m		
TEBFR 100	100	4"	2/9789	0,81	2/9886	1,05	3	4
TEBFR 150	150	6"	2/9790	1,09	2/9887	1,28		
TEBFR 200	200	8"	2/9791	1,37	2/9888	1,61		
TEBFR 300	300	12"	2/9792	2,21	2/9889	2,57		
TEBFR 400	400	16"	2/9793	2,85	2/9890	3,31		
TEBFR 500	500	20"	2/9794	4,36	2/9891	4,98		
TEBFR 600	600	24"	2/9795	5,16	2/9892	5,89		

